



SC 88.x0 pro
[paladin 179 4x0 pro]

- 1, 2, 3 or 4 channels
- Daily and weekly program
- 300 memory locations
- 10 years battery-reserve
- Minimum interval 1 min.
- Switching capacity 10 A per channel
- Up to 300 permanent switchings by date
- Manual permanent mode
- Manual override
- Automatic sorting of switching times on readout
- Unrestricted block programming
- Fully automatic daylight saving time
- Elapsed time and pulse counter
- Pulse function
- Cycle function
- Timer function
- External input function
- Channel button function
- DCF function
- Security by PIN-Code
- Illuminated display
- Data-key function

Further information / Accessory

Accessory: Data-key DK pro and programming package PP 50 pro
(not included in delivery of the time switch)



Accessory: Radio Receiver DCF-Time FU 20.00 pro
(not included in delivery of the time switch)



Accessory: Radio Receiver GPS-Time FU 3x.00 pro
(not included in delivery of the time switch)



Accessory: Mini terminal box 4PLE – 70 mm, for wall mounting
(not included in delivery of the time switch)

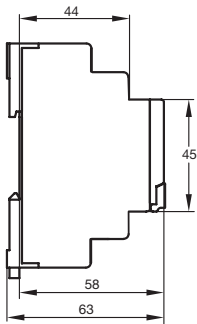
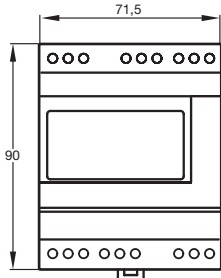
Comparable products ...

SC 98.x0 pro / paladin 179 6x0 pro with additional features:
yearly program

Highlights

- Text based menu and self-explanatory symbols
- Up to 300 permanent switchings by date or with Easter function
- Display with a large dot matrix area to provide two high resolution text lines
- Easy handling. Quick and intuitive programmable time switch
- Can be programmed with supply disconnected
- Unlimited program security by E²-PROM
- Programmable with PC (Accessory Data-key DK pro and Programming package PP 50 pro)

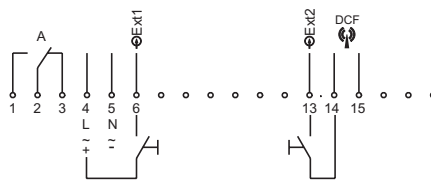
Digital time switch SC 88.x0 pro [paladin 179 4x0 pro] for DIN-rail mounting



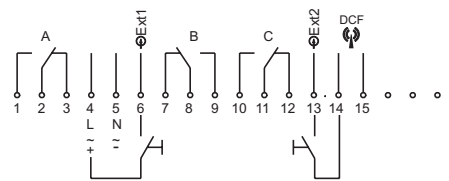
Technical data

Supply voltage	230 V, 50–60 Hz other voltages on request
Power consumption (real power)	1.2–3.2 W (depending on the switching status)
Channels (potential-free)	Change-over, contact gap < 3 mm (µ)
Contact material	AgSnO ₂
Switching capacity per channel	10 A / 250 V~ at cosφ=1 6 A with inductive load cosφ=0.6
Min. switching power	1,000 mW (10 V / 10 mA)
Max. starting current	50 A
Switching functions	ON; OFF; pulse; cycle
Pulse length Pulse function (switching time)	00:01 up to 59:59 mm:ss
Pulse length Timer (man. switching)	0:00:01 up to 9:59:59 h:mm:ss
Pulse/Pause length Cycle	0:00:01 up to 9:59:59 h:mm:ss
Memory locations	300
Minimum interval	1 min.
Time base	Quartz or DCF / GPS (FU 20.00 pro / FU 3x.00 pro)
Power back-up (at 20°C)	approx. 10 years (depends on the Lithium-battery life)
Program security	unlimited (E ² -PROM)
Quartz accuracy (at 20°C)	≤ ±0.5 sec./day
Display	high resolution LCD (visible area 12.8 cm ²)
Permitted ambient temperature	–30°...+55°C
Enclosure	self-extinguishing thermoplastic
Dimensions	45 x 71.5 x 58 mm
Distribution board mounting	35 mm section rails (DIN EN 60715)
Type of connection	Screw terminals (Pull-up type)
Type of protection	IP 20 to DIN EN 60529
Class of protection	II when installed according to regulations
Accessories (not included in delivery)	Data-key DK pro, Radio Receiver FU 20.00 pro / FU 3x.00 pro, programming package PP 50 pro
Certification mark	VDE

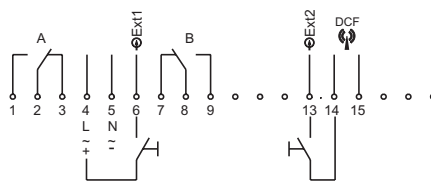
SC 88.10 pro / paladin 179 410 pro (1 channel)



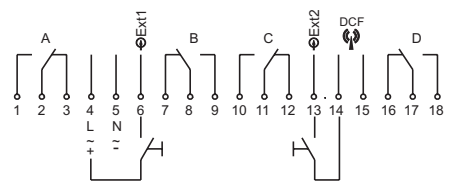
SC 88.30 pro / paladin 179 430 pro (3 channels)



SC 88.20 pro / paladin 179 420 pro (2 channels)



SC 88.40 pro / paladin 179 440 pro (4 channels)



Overview time switch functions

	Switching time	Channel-key External input
ON/OFF	✓	✓
Permanent	✓	✓
Pulse	✓	
Timer		✓
Cycle	✓	✓
Astro		
Permanent by date	✓	
Yearly program		

Order number	Channels	Time base	Special function
SC 88.10 pro / paladin 179 410 pro	1	Quartz/DCF	External input
SC 88.20 pro / paladin 179 420 pro	2	Quartz/DCF	External input
SC 88.30 pro / paladin 179 430 pro	3	Quartz/DCF	External input
SC 88.40 pro / paladin 179 440 pro	4	Quartz/DCF	External input

✓ Housing colour