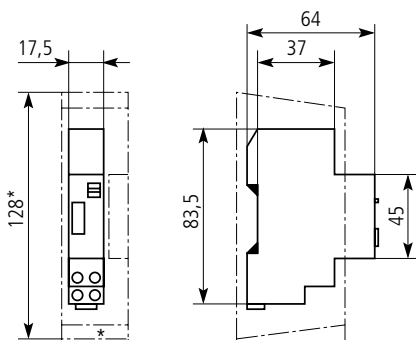


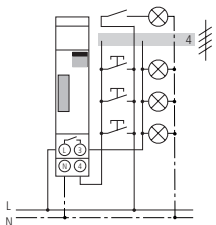
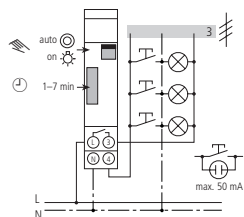


- Electromechanic lighting timer
- Manual override for timed or permanent lighting
- Pre-selector for 3- or 4-conductor rising mains
- Resettable after 30 sec.
- Glow lamp load: up to 50 mA
- Time delay 1 to 7 minutes

Staircase lighting timers 254 500 for DIN-rail and wall mounting



254 500



Technical data

Supply voltages	230 V, 50–60 Hz
Switch	16 A at 250 V~, cosφ = 1 10 A with inductive load cosφ=0.3
Contact material	AgSnO ₂
Incandescent Lamp, Halogen Lamp	2,300 W
Fluorescent Lamp uncompensated	2,300 W
Fluorescent Lamp series compensated	2,300 W
Fluorescent Lamp parallel compensated (70 uF)	1,300 W
Compact Fluorescent Lamp conventional lamp ballast	2,000 W
Compact Fluorescent Lamp electronic lamp ballast	9 x 7 W, 6 x 11 W, 5 x 15 W, 5 x 20 W max.
Glow lamp load	max. 50 mA
Permitted ambient temperature	-10° ... +50°C

Accessory

Set for wall mounting	204 000
-----------------------	---------

Order number	Switching contacts
paladin 254 500	1
▼ Housing colour	